



Public Workshop 1

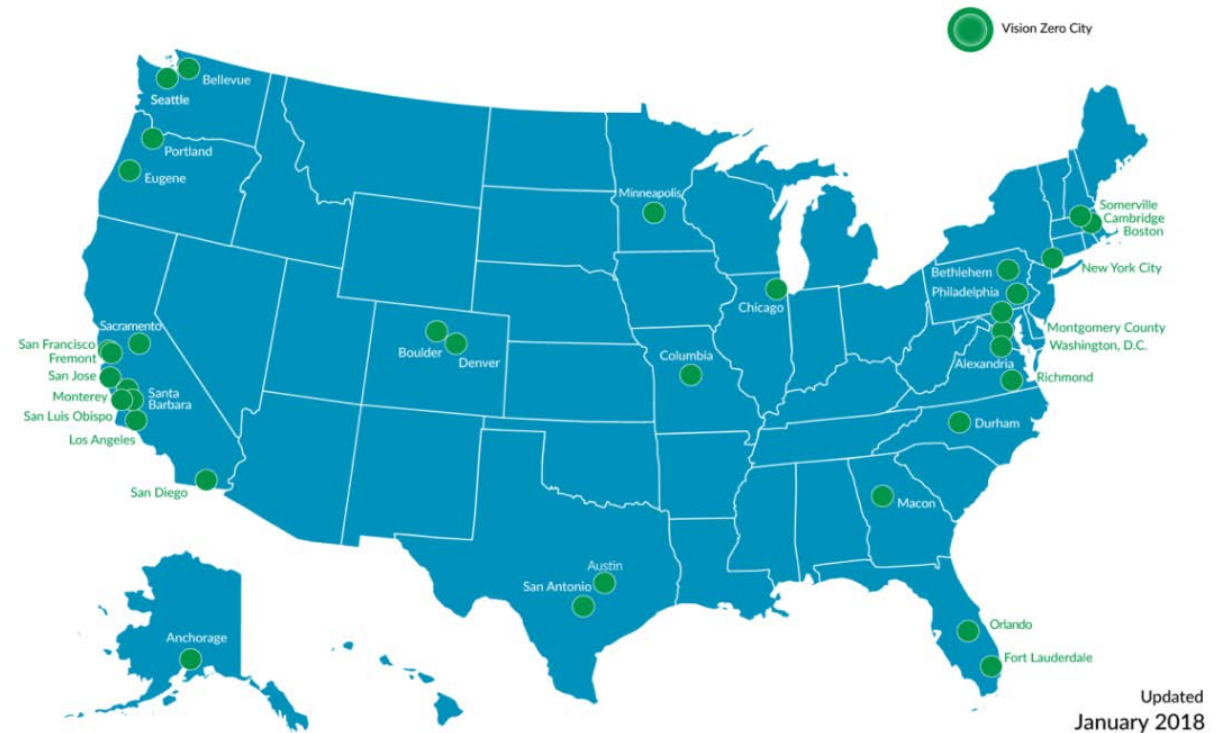
December 12, 2018
OPD Headquarters Community Room



- **Introduction to Vision Zero**
 - Vision Zero Network
 - Success Stories from other Cities
 - Vision Zero Orlando Goals
- **Accomplishments**
 - Vision Zero Orlando Task Force - Fundamental Guidance
 - Public Outreach – Six District Meetings and Toolkit
- **Framework for Orlando**
 - Vision Zero Action Plan – Specific Actions with Timelines (2-year Plan)
 - Dashboard
 - Preliminary District Crash Analysis
- **Breakout Sessions** at Stations and District Focus Discussion Tables
- **Next Steps**

VISION 4=RONETWORK

- Acknowledges that traffic losses are preventable
- Crashes happen. Want you to walk away or have a full recovery
- Takes *systems approach* to prevention
- Leadership = essential!



“Accidents, like a fraying rope, are always a series of missed opportunities, but the blame typically falls on the final strand in a rope that breaks – often it is the human being” - Deborah Hersman, Chair, National Transportation Safety Board

Vision Zero New York

**Between 2013 and 2017,
the number of pedestrian
fatalities has dropped
significantly (by 45%)**



Vision Zero San Francisco


Identified that 70% of all severe and fatal traffic injuries occurred on just 12% of the City's streets



Vision Zero Portland

The number of traffic deaths dropped by 33% between 2016 and 2017.





CORE ELEMENTS

FOR VISION ZERO COMMUNITIES

- Leadership and Commitment
- Safe Roadways and Safe Speeds
- Data-driven Approach, Transparency and Accountability

Orlando's **Vision** is to ensure we are becoming the most sustainable City in the nation, keeping our community safe, making it easier to get around, generating jobs, improving quality of life, and ending homelessness.



Orlando's Vision Zero
Mission is to eliminate
traffic deaths and
serious injuries within
the City by 2040.



Vision Zero Orlando Goals



Adopt a safe systems approach in roadway design, operation and maintenance



Increase everyone's understanding of the leading causes of crashes resulting in fatalities and serious injuries



Support law enforcement efforts to eliminate behaviors leading to fatal and serious injury crashes



Demonstrate continuous progress toward Vision Zero



Improve access and travel time to Level 1 Trauma Center and other hospitals



Prioritize investments and programs in communities of concern

Accomplishments: Vision Zero Task Force

- Three Task Force Meetings
- Established Goals, Objectives, Action Strategies and Performance Metrics
- Representatives from:
 - MetroPlan Orlando
 - LYNX
 - FDOT – District Five
 - Orange County Transportation Planning
 - Orlando Police Department
 - Orlando Fire Department
 - Orange County Sheriff's Office
 - Florida Highway Patrol
 - UCF Campus Police
 - Valencia College Campus Police
 - Florida Hospital
 - Orlando Health
 - Orange County Health Department
 - Orange County Public Schools
 - Bike/Walk Central Florida (Best Foot Forward)
 - Orlando Bike Coalition
 - AARP



Accomplishments: Public Outreach

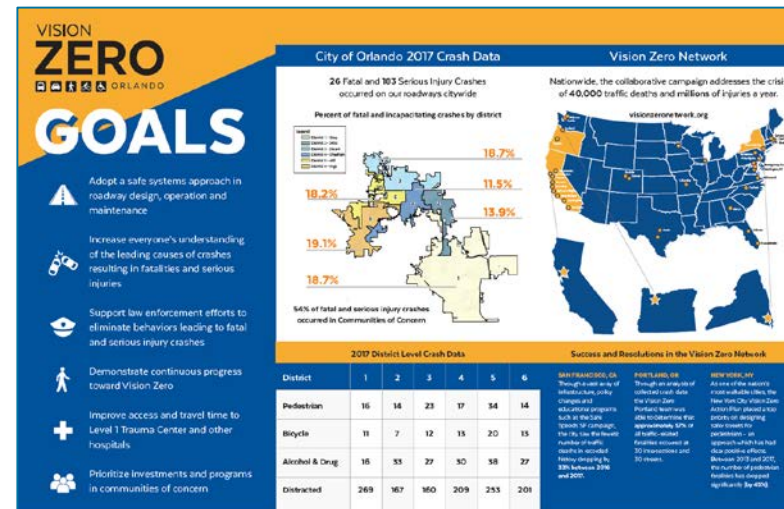
- Six District Meetings
- Intro to Vision Zero Public Outreach Kit
- Citywide Public Workshop #1



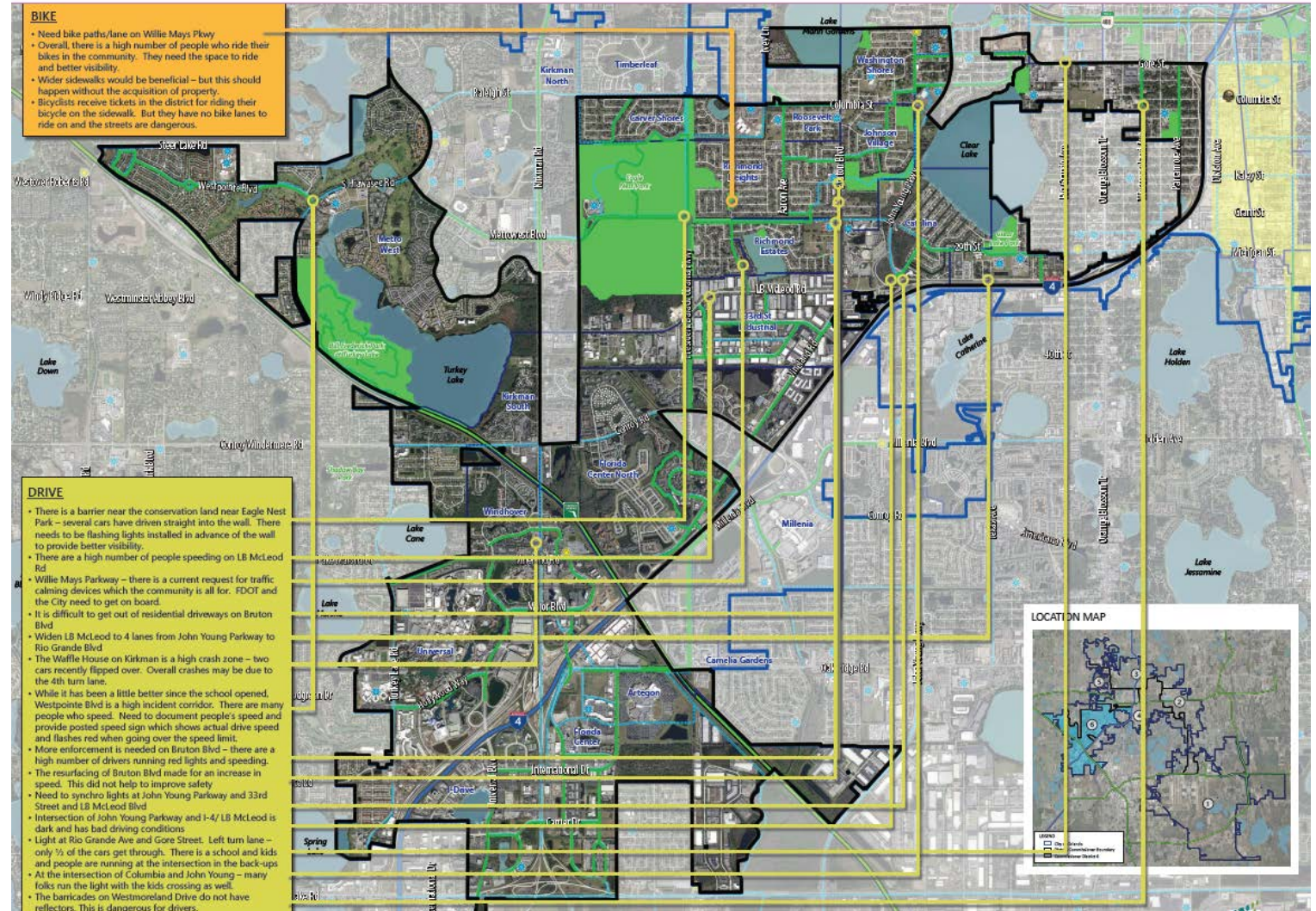
Vision Zero Orlando Public Outreach Packing List

Materials

- ☐ Hot Spot
- ☐ Tablets – prefer two (2) or use computers
- ☐ Computer(s)
- ☐ Projector
- ☐ Easels as necessary
- ☐ Flip Charts



Accomplishments: Public Outreach



What we've heard

1. 94% of crashes are caused by human behavior (error or poor choice)
2. Distracted travelling is an increasing problem in crash causes
3. Pedestrians don't use crosswalks to cross the street
4. Bicyclists disobey the law
5. Drivers tend to drive too fast for conditions
6. Aggressive driving is an increasing issue
7. Resources for law enforcement are limited
8. The majority of people don't know or understand traffic laws

FRAMEWORK FOR ORLANDO

VISION
ZERO



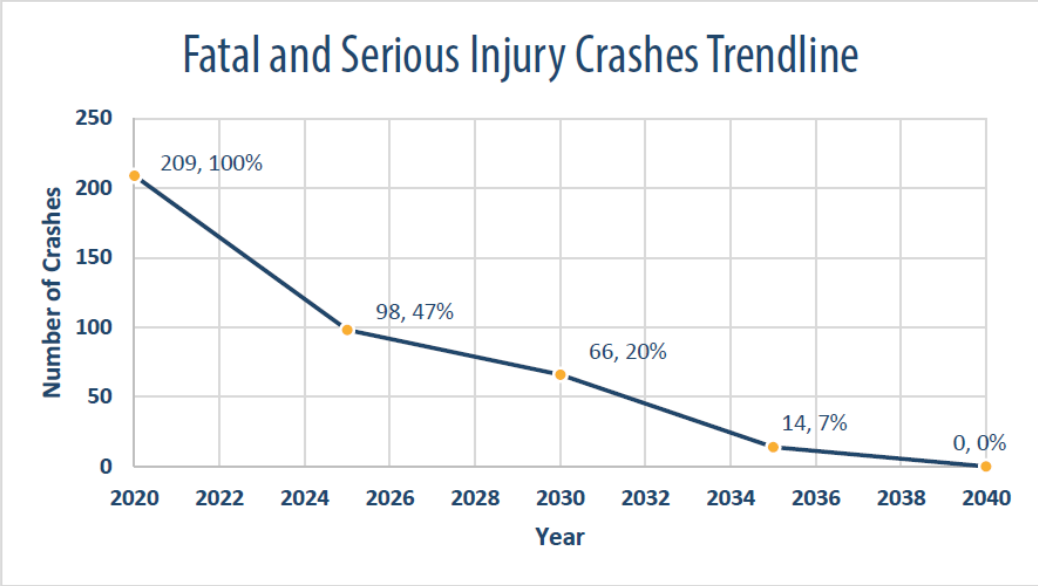
Framework: Goals, Objectives, Action Strategies and Performance Metrics

GOAL 1: ADOPT A SAFE SYSTEMS APPROACH IN ROADWAY DESIGN, OPERATIONS, AND MAINTENANCE										
OBJECTIVE	Objective 1.A.			Objective 1.B.				Objective 1.C.		
	Identify and implement proven countermeasures to address crash types that most often lead to fatalities and serious injuries in Orlando			Prioritize sites where systemic safety treatments should be implemented and implement the countermeasures/interventions				Modify the land development code and/or policies to include safe multimodal accommodations, specifically target speeds		
ACTION STRATEGY										
	Over the course of 5 years, build a toolbox of targeted countermeasures and/or interventions applicable to recorded crash types	Provide staff training on the implementation of countermeasures identified in the toolbox	Implement identified countermeasures and/or intervention strategies identified in the toolbox	Develop priority site selection criteria that 1) awards additional points for investments in block groups with transportation disadvantaged populations; and 2) identifies where immediate improvements can be made at low to modest cost	Develop annual list of priority sites for implementation of countermeasures or interventions based on the results of the selection criteria and process	Map priority sites and investments	Implement countermeasures and interventions at identified priority sites	Work to enact policy changes that support safety improvements being at identified priority sites (i.e. no right turn on red, speed reductions, LOS reductions)	Review and identify street design guidelines and policies requiring modification to incorporate safe multimodal accommodations	Update land development regulations to support safe access and circulation
PERFORMANCE METRIC										
	Completed/Not Completed	100% of staff trained in applying countermeasures or interventions	# of times a countermeasure or intervention is implemented	Completed/Not Completed	% change in reported crashes at priority sites	Completed/Not Completed	# of priority sites improved	# of priority sites improved	Completed/Not Completed	Completed/Not Completed

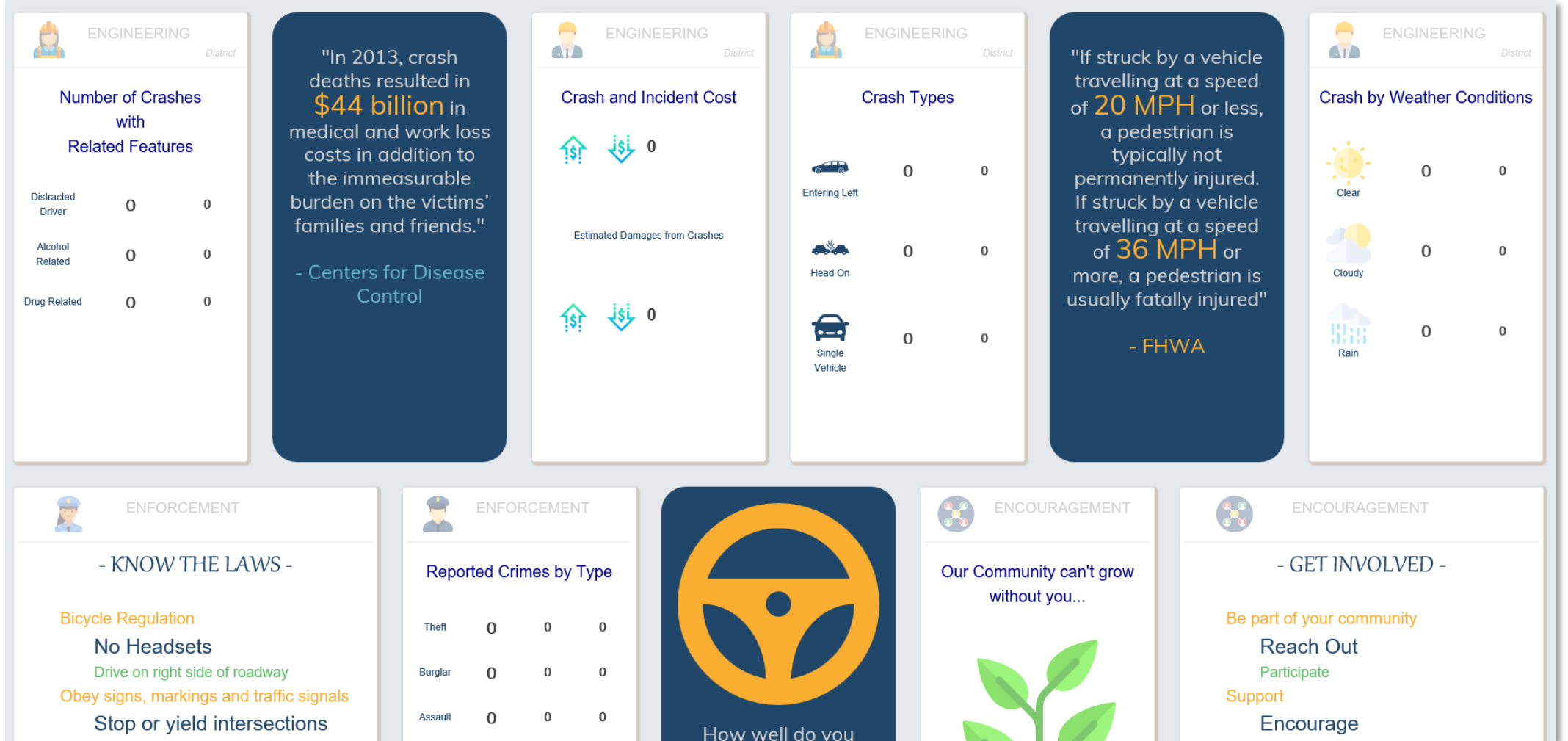
Framework: Action Plan

GOAL 1: RAISE DRIVER AWARENESS OF PEOPLE WALKING AND BIKING BY USING HIGH-VISIBILITY MARKINGS ON THE TRANSPORTATION NETWORK				
	TIMEFRAME	TAKING THE LEAD	PROVIDING SUPPORT	RESOURCES
PRIORITY ACTION: Install intersection marks at high-crash intersections near schools, working with the schools to have students participate in their Vision Zero and be involved in an intersection project				
• Start with seven locations that intersect with the school bus route and within a community of concern	Start: Immediately	• MPO	• FDOT	Various federal, state, and local funding sources
• Work with the school system to refine the location	• Hillsborough County School Board	• Hillsborough County	• Local municipalities	
• Work with those schools' principals to develop a program for the students to participate	• On-going	• Low enforcement agencies	• City of Tampa	
• Collect the support of jurisdiction traffic control authorities, such as Traffic Operations and Police/ Sheriff			• "Transfer Intersection" Program	
• When Tampa City limits, refer to the City policy for painting intersections			• Blue Mark Tampa Bay	
• Hold events where students help paint intersection marks with temporary paint				
MID-TERM ACTION: Install crosswalk markings where they are missing or in poor condition				
• Determine methodology and criteria for identifying which crossing locations need high-visibility crosswalks, starting with intersections that experience severe pedestrian crashes and do not have existing crosswalks	Start: Fall 2027	• FDOT	• MPO	Various federal, state, and local funding
• Identify priority crossing locations to be addressed based on criteria identified	• Hillsborough County	• Hillsborough County	• Local municipalities	
• Coordinate implementation of crosswalk markings with street reimagining projects to identify opportunities to integrate with existing improvements, such as new crosswalk markings, crosswalks on side streets, high-visibility crosswalk markings, or pedestrian crossing signals	• Summer 2028			Feedback on future reimagining projects
• Include crosswalks on side streets when a road is being reimagined				
MID-TERM ACTION: Hold a contest with high school students asking them to design wraps for traffic control boxes				
• Use the MPO's School Transportation Working Groups to promote contest	Start: Fall 2027	• FDOT	• MPO	Various federal, state, and local funding sources
• Determine the structure of the contest, individual or in groups	• Hillsborough County School Board	• Hillsborough County	• Local municipalities	
• FDOT can provide wraps for signal control boxes on state roads that can be used by students for a design contest	Completion: Spring 2028			

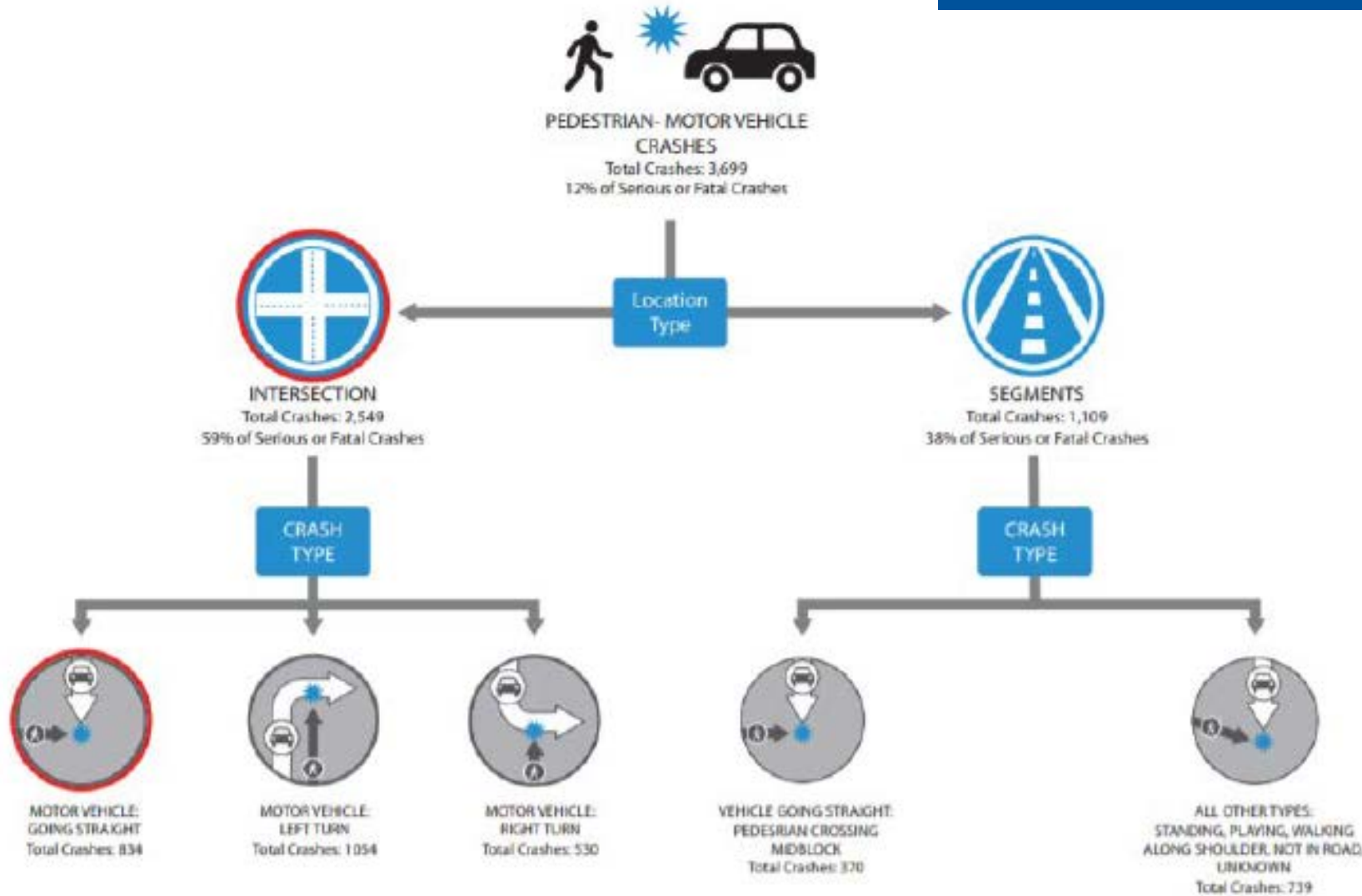
- Vision Zero Orlando Action Plan
 - Specific Actions with Timelines (2-year Plan)
 - Evaluation and Data-Driven Actions



Framework: Dashboard



Framework: Data Analysis



PRELIMINARY DISTRICT CRASH ANALYSIS

VISION
ZERO



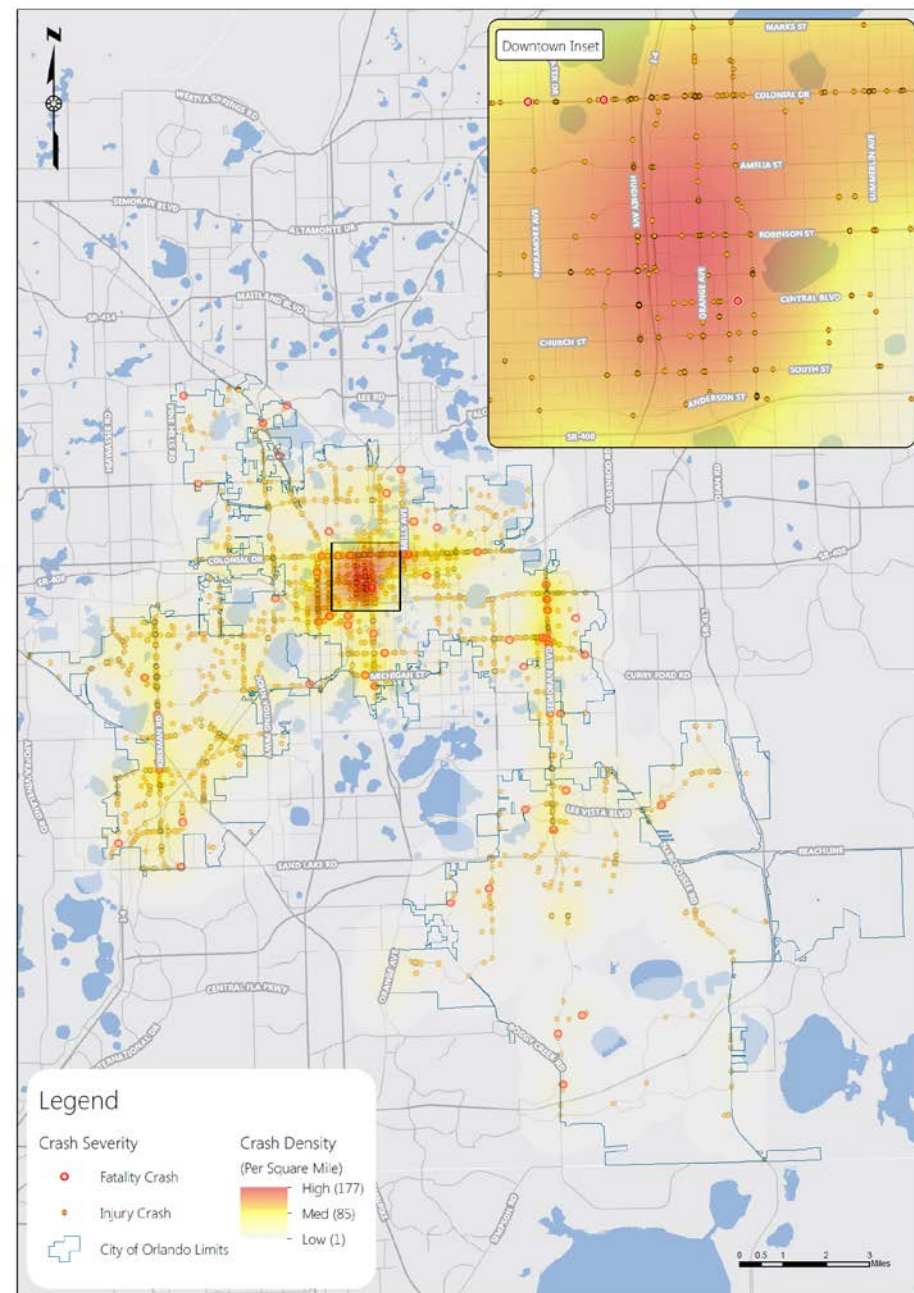
CITY WIDE CRASH DATA



Year 2015 -2017 Fatal and Severe Injury Crash Statistics City of Orlando

	Total Crashes	Fatalities	Serious Injuries	Pedestrian	Bicycle	Motorcycle/ Moped
Citywide	2,768	61	2,720	268	199	255
Commissioner District 1	391	11	382	18	16	48
Commissioner District 2	349	13	337	34	25	35
Commissioner District 3	416	11	406	39	41	39
Commissioner District 4	491	10	487	41	39	50
Commissioner District 5	635	9	628	99	53	39
Commissioner District 6	486	7	480	37	25	44

**These crashes do not account for crashes along Limited Access Facilities*



Year 2015 - 2017 Crash Data

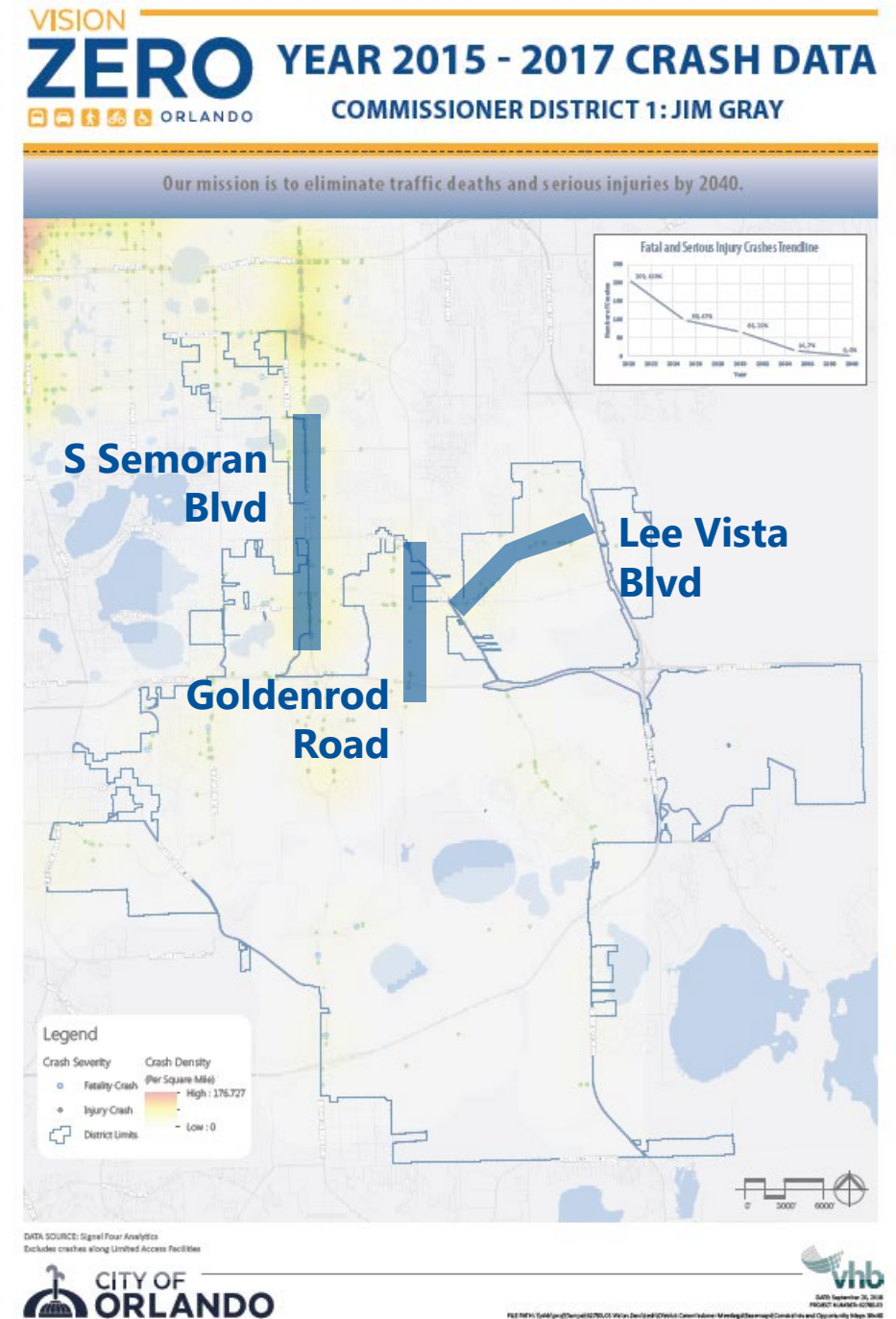
Excludes Crashes along Limited Access Facilities

Date: 8/3/2018
Data Source: Signal Four Analytics



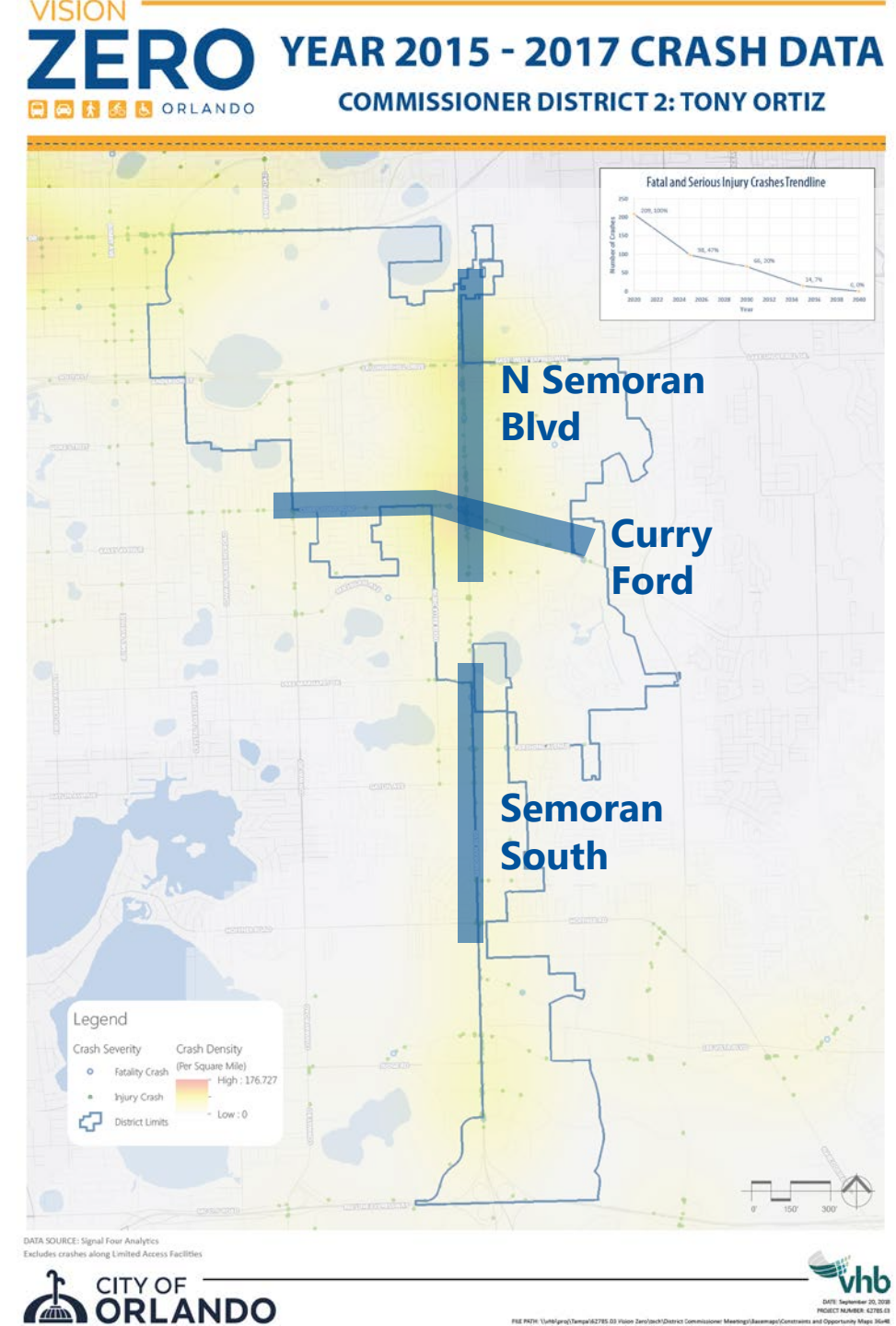
DISTRICT 1 HIGH INJURY LOCATIONS 2015 - 2017

- **319 total crashes**
- S Semoran Blvd
 - 57 crashes
 - 18% of all crashes
- Lee Vista Blvd
 - 55 crashes
 - 17% of all crashes
- S Goldenrod Road
 - 38 crashes
 - 12% of all crashes



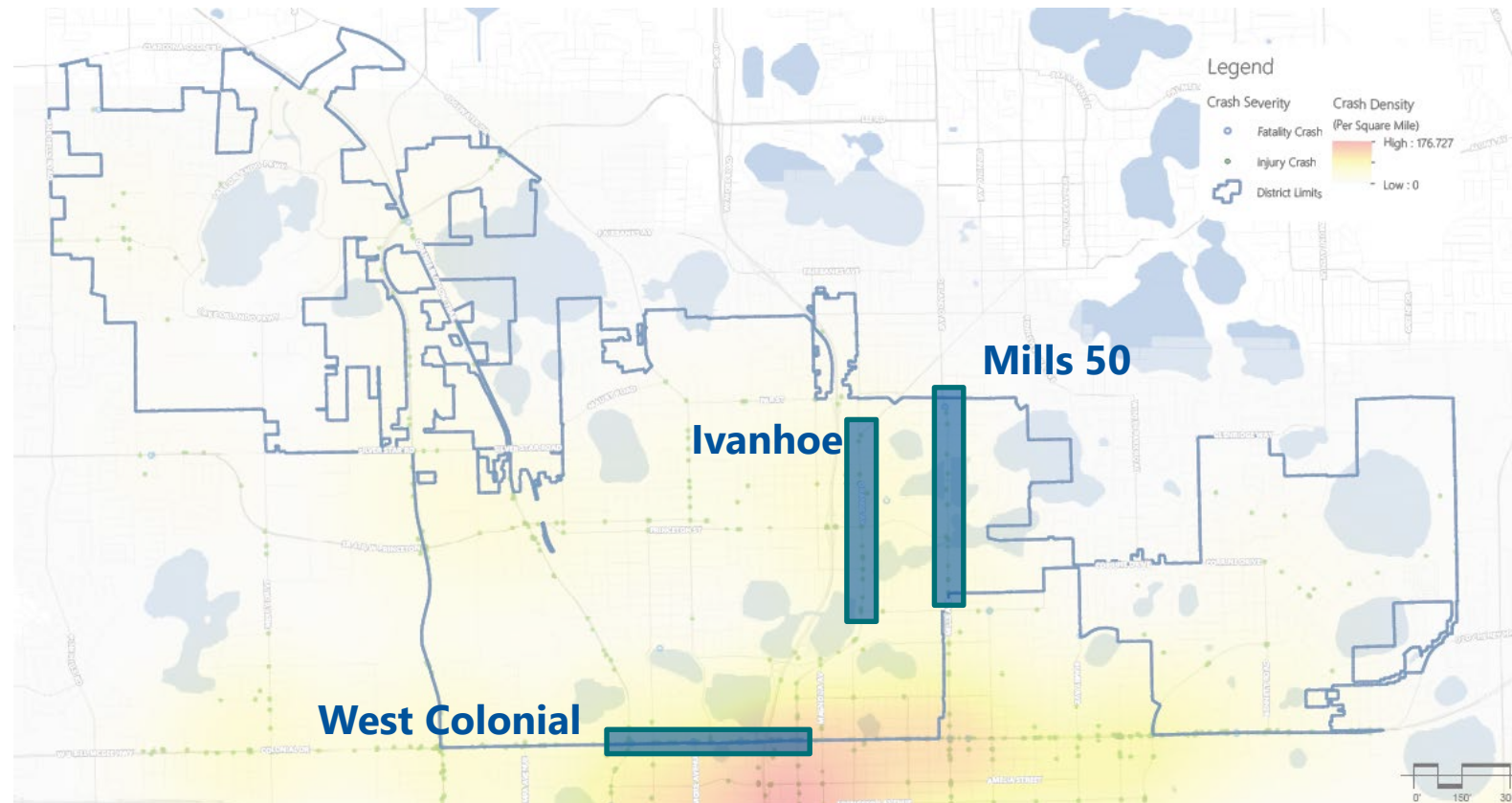
DISTRICT 2 HIGH INJURY LOCATIONS 2015 - 2017

- **349 total crashes**
- Semoran North
 - 119 crashes
 - 34% of all crashes
- Curry Ford
 - 89 crashes
 - 25% of all crashes
- Semoran South
 - 69 crashes
 - 20% of all crashes



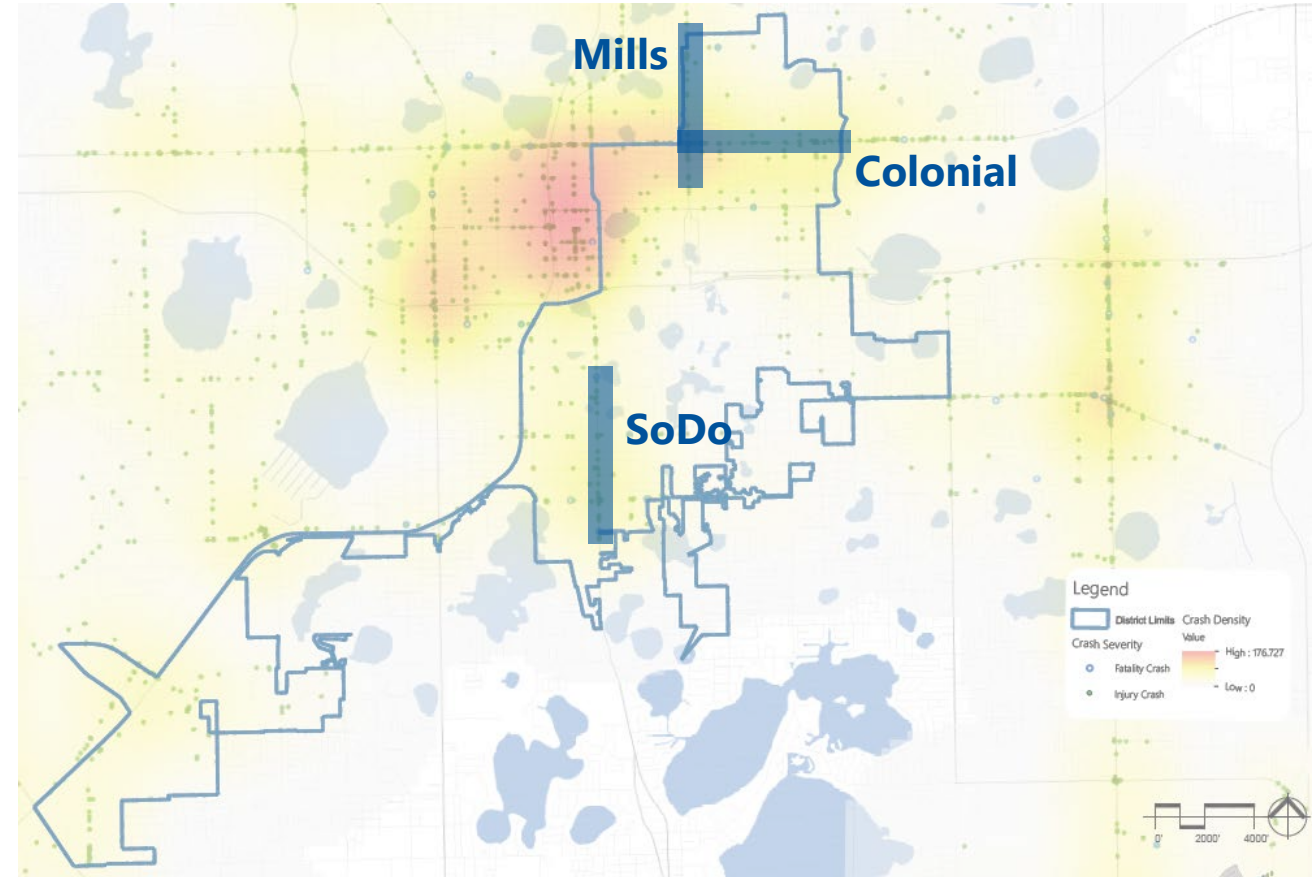
DISTRICT 3 HIGH INJURY LOCATIONS 2015 - 2017

- **416 total crashes**
- **West Colonial**
 - 69 crashes
 - 17% of all crashes
- **Ivanhoe – Orange Ave**
 - 24 crashes
 - 6% of all crashes
- **Mills Ave**
 - 20 crashes
 - 5% of all crashes



DISTRICT 4 HIGH INJURY LOCATIONS 2015 - 2017

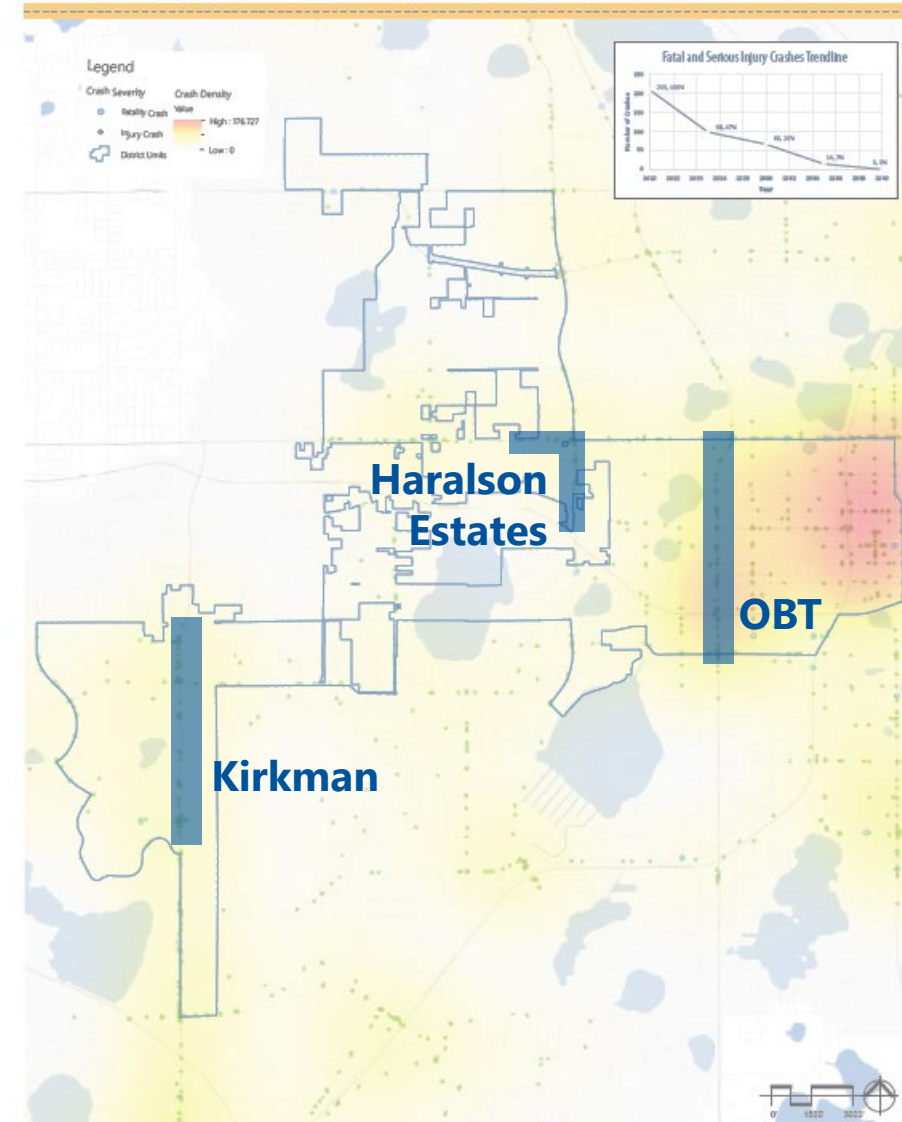
- **491 total crashes**
- Mills/17-92
 - 44 crashes
 - 9% of all D4 crashes
- Colonial Drive
 - 73 crashes
 - 15% of all D4 crashes
- SoDo/Orange Ave
 - 68 crashes
 - 14% of all D4 crashes



DISTRICT 5 HIGH INJURY LOCATIONS 2015 - 2017

- **635 total crashes**
- Orange Blossom Trail
 - 101 crashes
 - 16% of all D5 crashes
- Kirkman Road – Metro West
 - 77 crashes
 - 12% of all D5 crashes
- Haralson Estates
 - 34 crashes
 - 5% of all D5 crashes

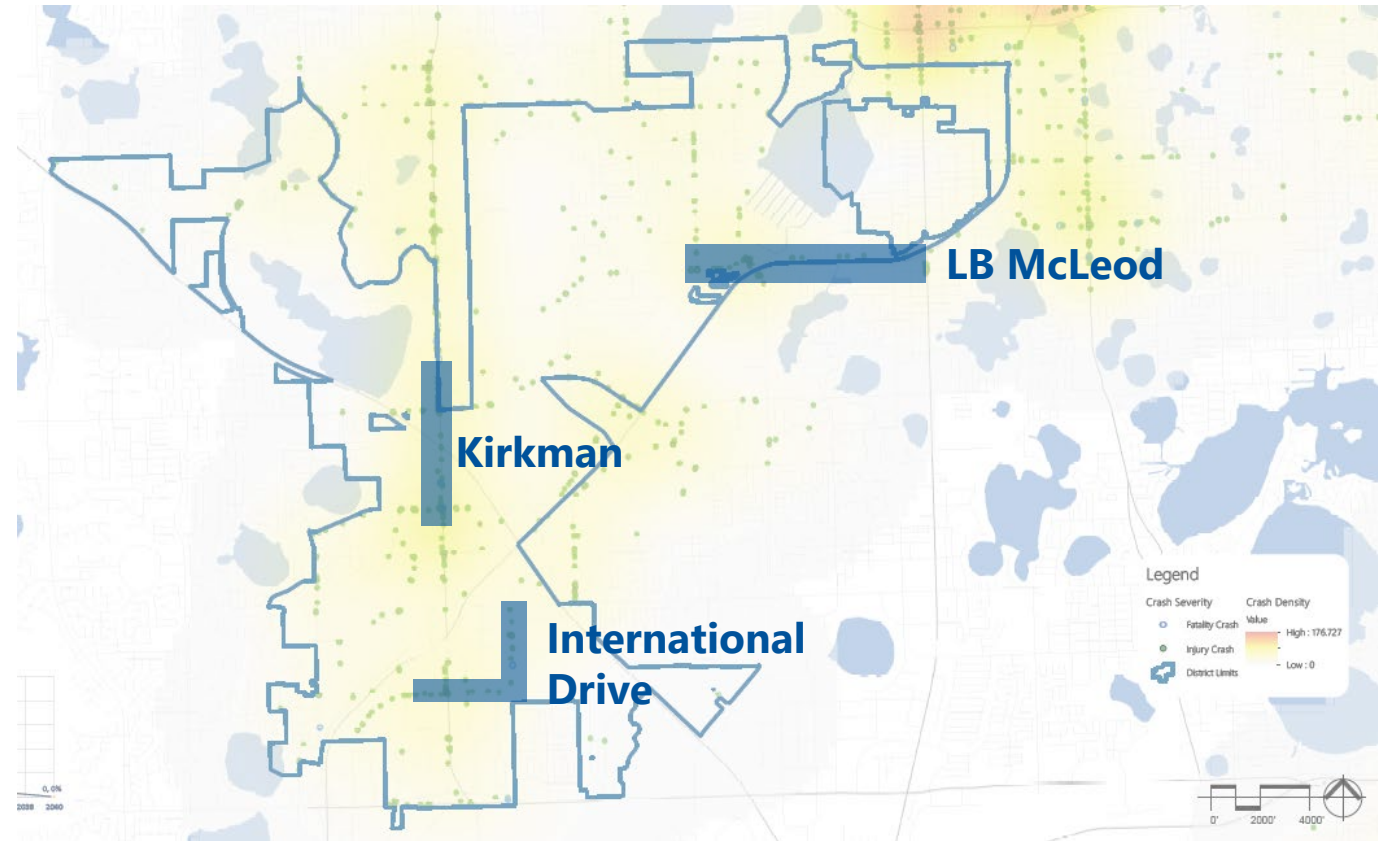
VISION **ZERO** YEAR 2015 - 2017 CRASH DATA ORLANDO COMMISSIONER DISTRICT 5: REGINA HILL



DATA SOURCE: Signal Four Analytics
Excludes crashes along Limited Access Facilities

DISTRICT 6 HIGH INJURY LOCATIONS 2015 - 2017

- **486 total crashes**
- Kirkman Road
 - 72 crashes
 - 15% of all D6 crashes
- International Drive
 - 40 crashes
 - 8% of all D6 crashes
- LB McLeod Dr
 - 38 crashes
 - 8% of all D6 crashes



BREAKOUT SESSION:

We want to hear from you!

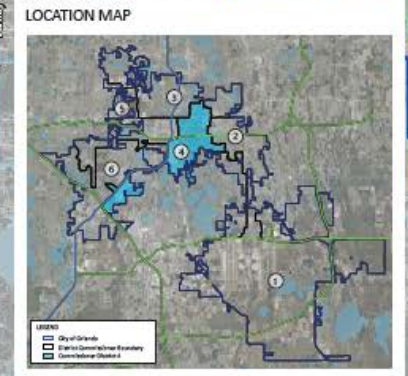
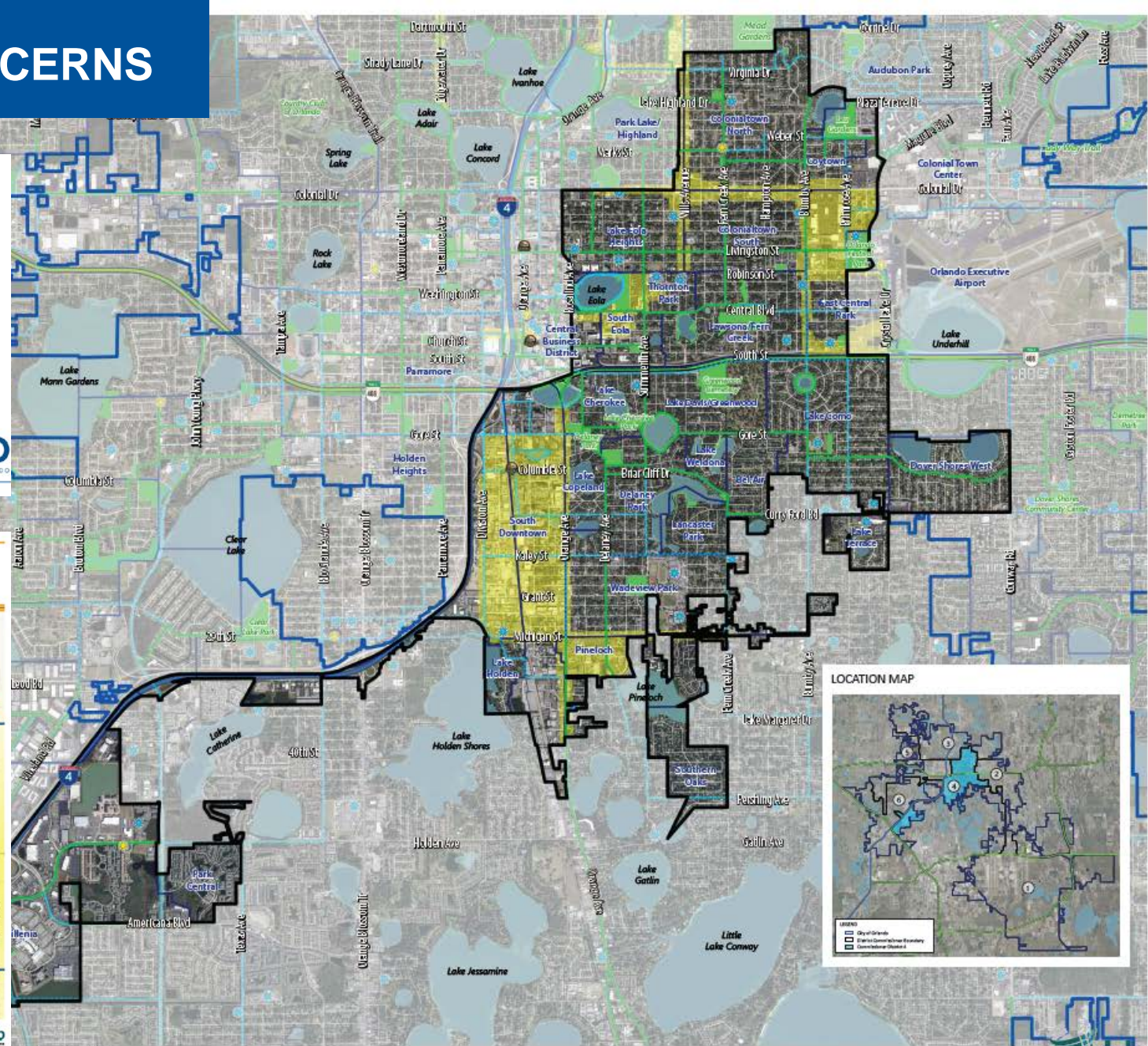
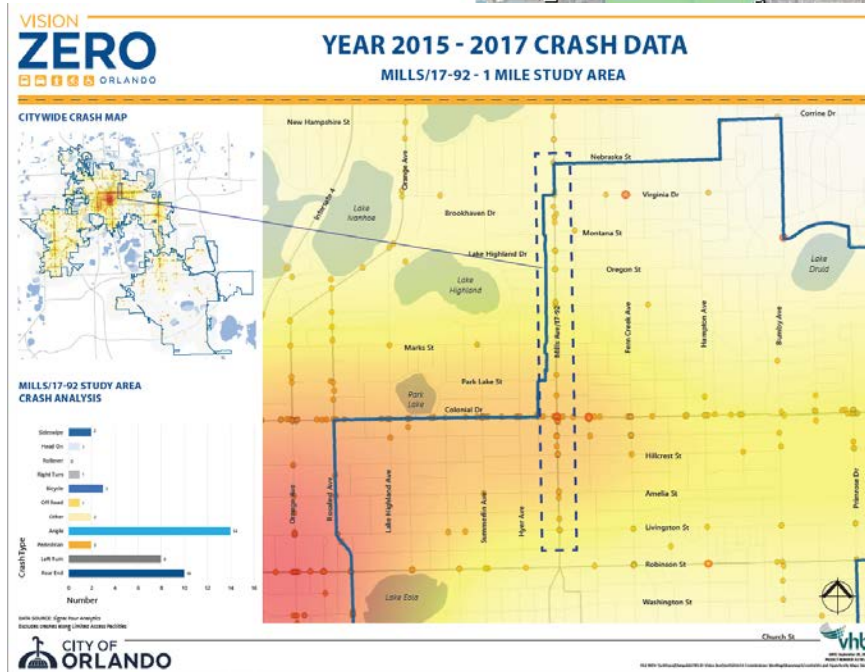
VISION
ZERO



ORLANDO



MAP YOUR ISSUES OR CONCERNS



SHARE YOUR IDEAS

1. Engineering
2. Evaluation
3. Enforcement
4. Education
5. Equity – Social
6. Equity – Health
7. Economics

Vision Zero assumes that crashes on our roads are preventable. Following this premise, please provide feedback on how we might better ENGINEER our streets to increase safety for all road users.

What could be built to help you feel safer and more comfortable to walk and bike in your neighborhood?

Are there any routes in your travels that need sidewalk?

NEXT STEPS

Vision Zero



Our Vision Zero mission is to eliminate traffic fatalities and serious injuries within the city by 2040. Vision Zero is a systemic approach to increase safety and mobility for all roadway users by:

- Engaging communities to expand awareness through education and encouragement.
- Implementing and maintaining smarter streets for improved driver behavior.
- Prioritizing areas with high numbers of pedestrians, cyclists and transit riders.

Our Vision Zero Orlando Action Plan task force team consists of all city departments and regional partners. Over the course of the next year, the city will engage community members and experts in order to address the factors contributing to fatalities and serious injuries on our transportation network.

We are looking for public feedback regarding transportation safety issues in your community. Please [help us by giving comments](#) where you've seen transportation safety issues on our map.

Vision Zero Events

Vision Zero City-Wide Community Meeting

12
DEC 2018

This community meeting is to inform residents about Vision Zero and allow for feedback.

Tagged as: Community events & fundraisers

Contact Us

Phone

407.246.3325

Email

Ian.Sikonia@cityoforlando.net

Resources

- [Action Plan PowerPoint - 03.22.2018](#) (PPTX, 10MB)
- [Action Plan PowerPoint - 06.20.2018](#) (PPTX, 46MB)
- [Growing Vision and Action PowerPoint](#) (PPTX, 46MB)
- [Crash Maps for Pedestrians, Cyclists and Motorcycles](#) (PDF, 5MB)
- [Crash Maps By District](#) (PDF, 11MB)
- [Signed Resolution](#) (PDF, 2MB)

- Draft Vision Zero Orlando Action Plan
- Data Analysis to Specific Actions
- Public Workshop #2
- Get updates online at orlando.gov/visionzero
- Spread the word to your social networks!



Vision Zero Orlando Pledge

Join us together in this Vision. Do your part. Take the Vision Zero Orlando Pledge.

I pledge to myself, my loved ones, and my community to:

Vision Zero Fort Lauderdale Pledge

With this pledge, I am committing to fulfill my role in achieving Vision Zero and being part of the solution to make Fort Lauderdale a safe place to walk, bike, drive and use transit.

As a driver, I pledge to:

- ☐ Drive at safe speeds.
- ☐ Drive sober and alert.
- ☐ Never drive distracted. I will put my cell phone and headphones away while driving.
- ☐ Use extra caution on wide, fast streets.
- ☐ Use extra caution and abide by all traffic laws, traffic control devices, and respect the rules of the road.
- ☐ Stay informed of and abide by all traffic laws, traffic control devices, and respect the rules of the road.

As I am bicycling, I pledge to:

- ☐ Ride with traffic and follow all traffic control devices/signs.
- ☐ Ride with traffic and follow all traffic control devices/signs.
- ☐ Use the appropriate bike lights at night.
- ☐ Never ride distracted. Never wear headphones, text or make phone calls while riding.
- ☐ Never ride distracted. Never wear headphones, text or make phone calls while riding.
- ☐ Ride alert and be aware of people walking.

As I am walking, I pledge to:

- ☐ Always use sidewalks when available, and walk facing traffic when there is not a sidewalk.
- ☐ Be alert while walking. Never text and walk, and always wear bright/reflective clothing or use a walking light at night.
- ☐ Always cross streets at crosswalks or intersections.

By entering my name and email address below, I commit to Vision Zero and pledge to make Fort Lauderdale streets safer.

Name:

Email address:

Date:

To receive a copy of your submission, please fill out your email address below and submit.

Email Address:

☐ I'm not a robot

STANDARD

Page 1 / 1



PLEDGE

Through the adoption of a Vision Zero Action Plan, the City of Orlando has joined a world-wide effort to eliminate traffic fatalities and severe injuries. The City's Transportation Department is sharing their commitment to prioritize safety in the transportation system and improve roadway conditions for all residents and visitors no matter what mode of transportation they choose. This goal can be better achieved by recognizing that tragedies on our roads are not acceptable, and in fact, are preventable. This means that we can no longer perceive "crashes" as "accidents." While human error may be inevitable, we need to predict and plan for error on Orlando's roads to encourage safe decision making. And we should work proactively together as a community to provide proven solutions that eliminate dangerous roadway behavior and crashes.

To do this, we need to adopt and implement solutions that make our streets safer. We also need to accept individual responsibility for our actions on the road. Whether you commute by car, bus, bicycle or walk, you should follow safe behaviors and become an advocate for others doing the same.

We need to work together to create a culture of conscientious commuters in Orlando who become active participants in the goal to eliminate traffic deaths and serious injuries by 2040.

Join us together in this Vision. Do your part. Take the Vision Zero Orlando Pledge.

I pledge to myself, my loved ones and my community to:

- **Prioritize life and health.** Recognize human vulnerability. Make traffic safety personal. Everyone on our roads – all walkers, bikers, transit takers and drivers – are loved by someone. Protect our families and communities from traffic tragedies and help everyone to return home safely.
- **Stay calm.** Do not succumb to road rage. Aggressive driving increases the risk of harming yourself and others. Know that feelings of road rage increase the likelihood of human error – and stop it in its tracks.
- **Stay focused.** Be responsible and put your phone and all electronic devices away when driving. Do not allow yourself to become distracted by outside factors. Be attentive to the road and other persons on the road.

- **Slow down.** Speed is a predictor of crash survival. Driving at higher speeds increases the risk for fatalities and severe injuries. Slowing down saves lives – for both those persons walking or biking without the protection and persons behind the wheel.
- **Travel sober.** Driving while under the influence is a high-risk behavior that is unacceptable and a known danger not only to yourself, but all other road users. Have a designated driver or choose to share a ride rather than get behind the wheel.
- **Be responsible.** Wear your seatbelt. Wear a helmet. Abide by traffic laws and respect the rules of the road. Protective devices and laws are proven to save lives and can save your own.
- **Be a leader.** Provide feedback on locations where enforcement or the installation of safe transportation solutions can have the greatest effect in saving lives and preventing serious injuries. Report unsafe conditions and provide information on locations where there are high rates of crashes or dangerous conditions.
- **Be a Vision Zero Orlando advocate.** Encourage others to take the Vision Zero Pledge. Spread the word about Vision Zero, which takes a proactive, preventative approach and sees traffic safety as a public health issue.

COALITION PARTNER PLEDGE

VISION ZERO

SAFER STREETS FOR ALEXANDRIA

The Vision Zero Action Plan lays the foundation for upcoming years and solidifies the City of Alexandria's long term commitment to achieve zero traffic fatalities by 2028. Alexandria continually strives to provide a traffic system that prioritizes safe and excellent transportation choices for all of our residents, employees and visitors. Along with our community stakeholders, we commit to work together in partnership with City departments to be of assistance with the implementation of these action items where we can and the work we do related to mobility. We will be a resource to the City staff and a bridge to the community we represent to reach our goal of zero traffic fatalities and severe injuries.

ORGANIZATION:

DATE:

SIGNATURE:

To sign your organization up to support Vision Zero, [CLICK HERE](#)



Brochure and Flyer Sign Up for Notices Share

