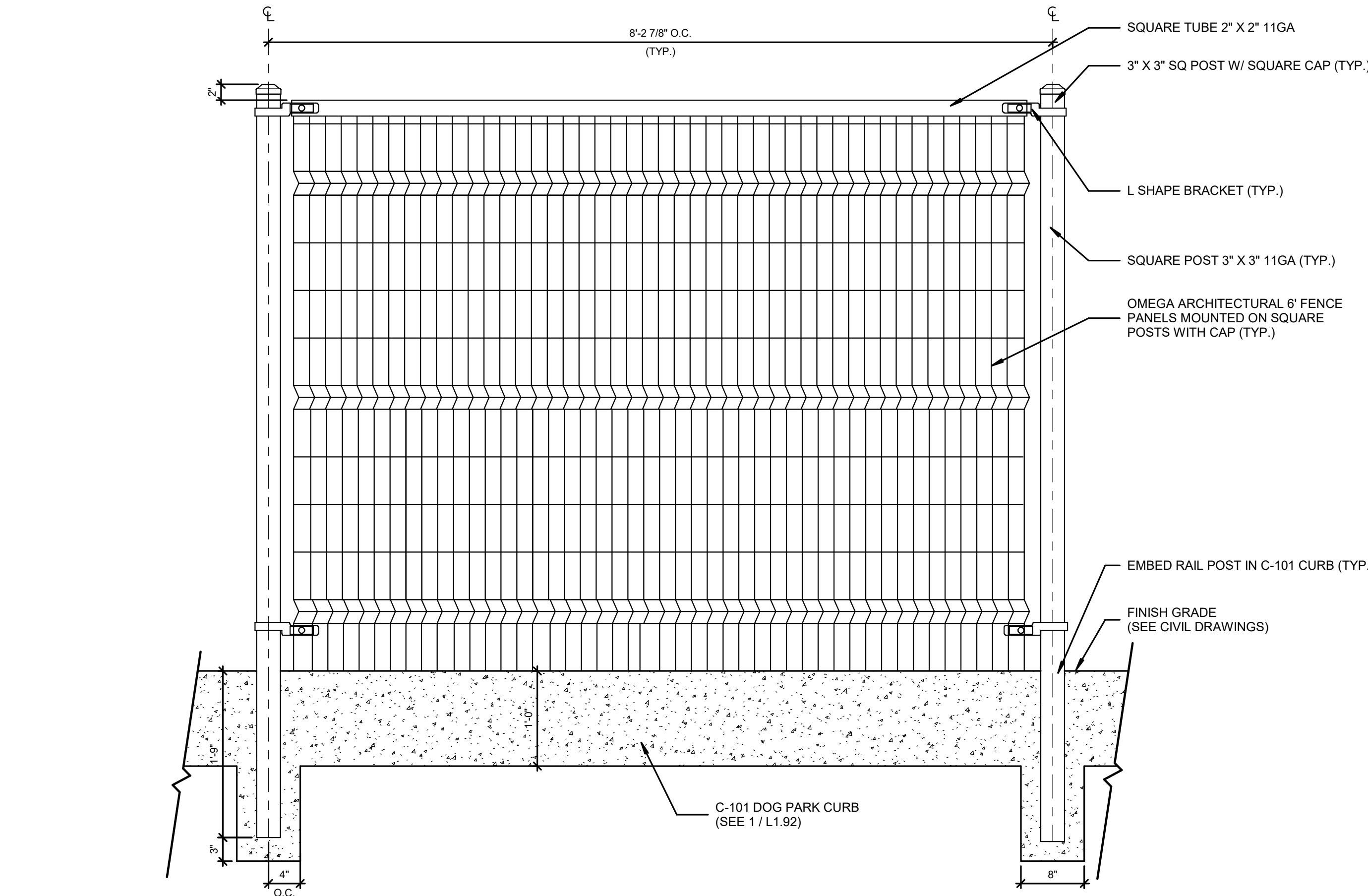


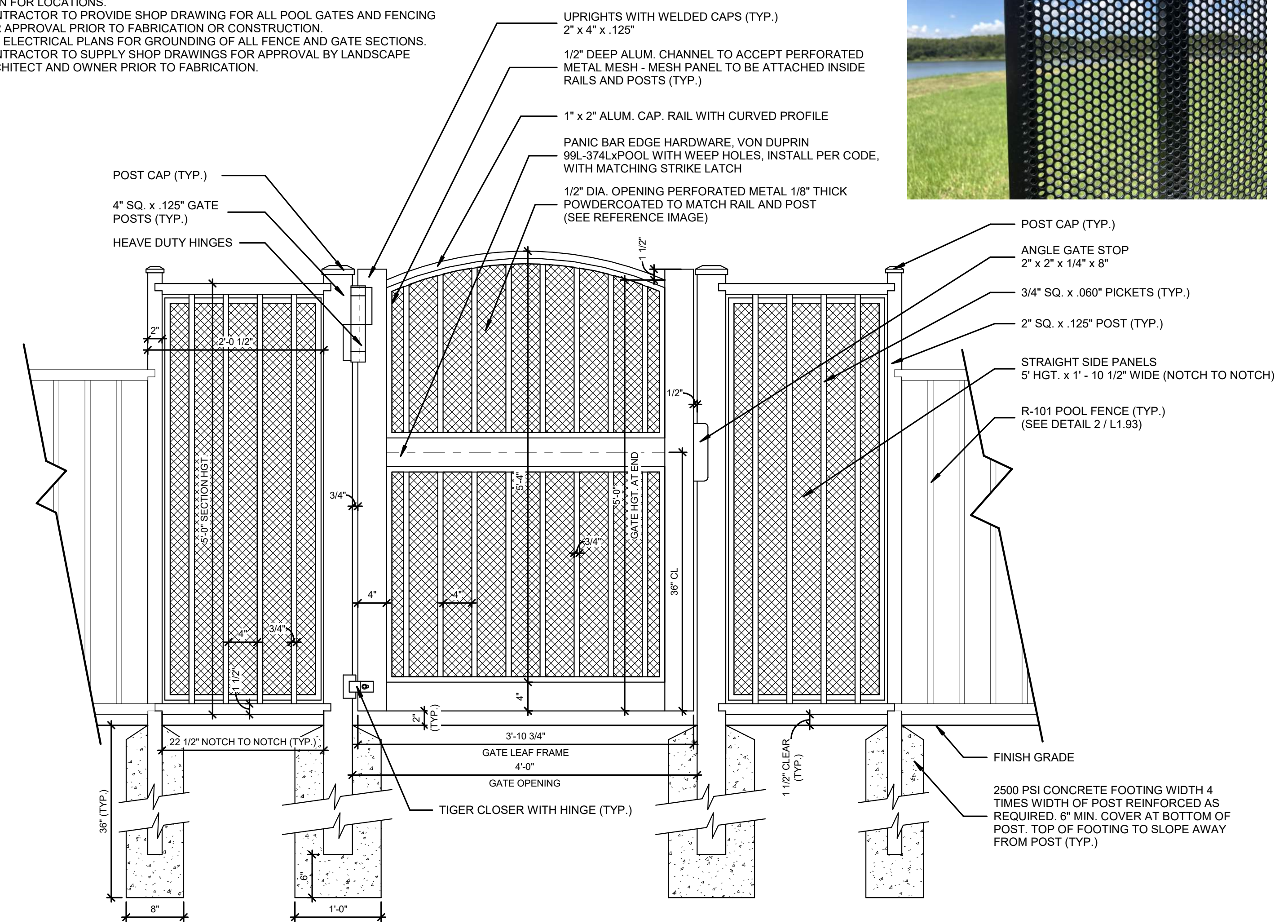
3 G-102 6' PERIMETER GATE
L-105 1" = 1'-0"

NOTE:
1. OMEGA ARCHITECTURAL FENCE 6' HIGH PANELS. INSTALL AS DIRECTED BY MANUFACTURER'S INSTRUCTIONS USING MANUFACTURER PROVIDED POSTS, FASTENERS AND HARDWARE. WWW.OMEGAFENCE.COM OR APPROVED EQUAL.
2. CONTRACTOR TO PROVIDE SHOP DRAWINGS FOR REVIEW AND APPROVAL PRIOR TO FABRICATION AND INSTALLATION.



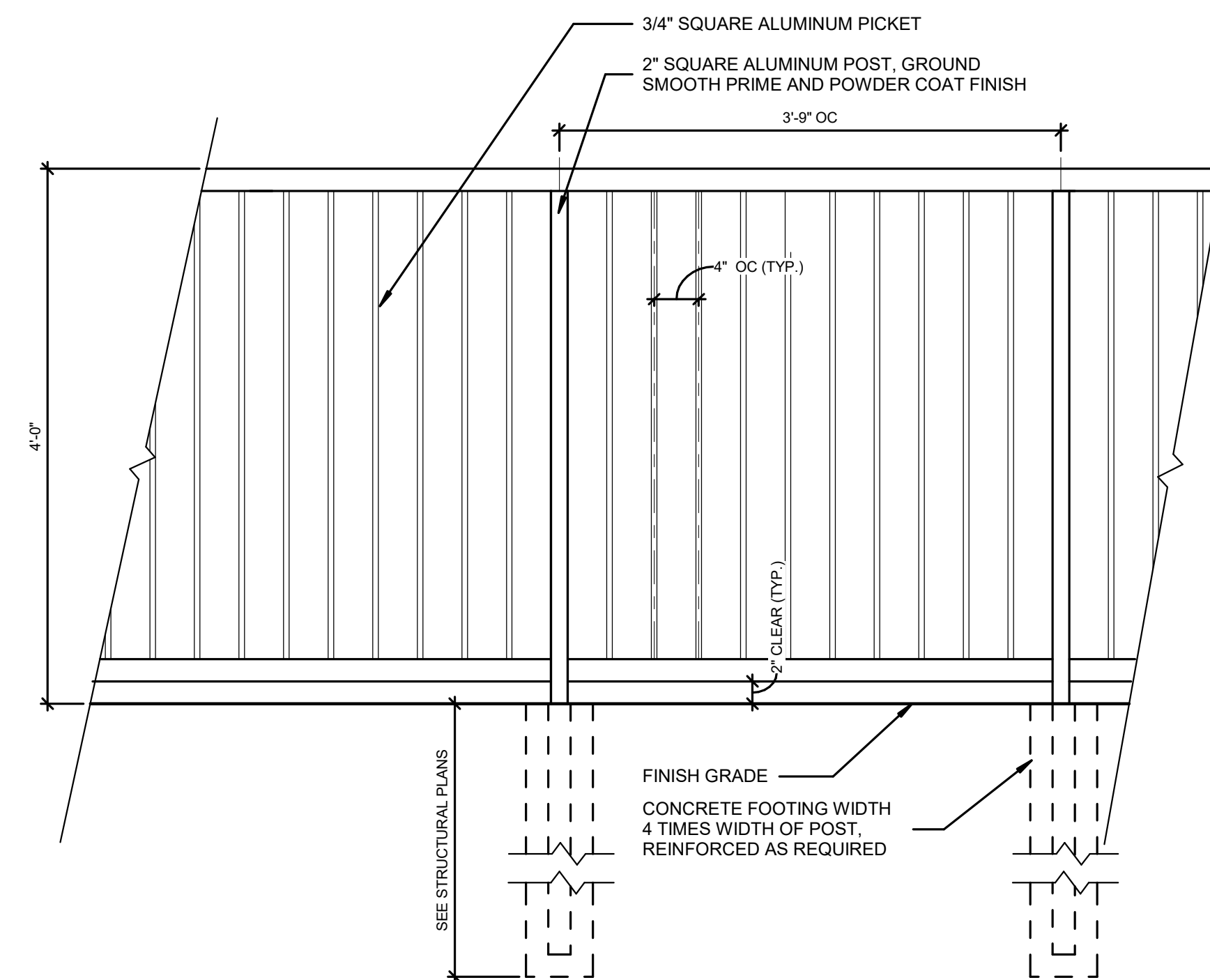
4 R-102 6' PERIMETER FENCE
L-105 1" = 1'-0"

- NOTES:
- ACCESS CONTROL FOR 4' W. POOL GATES WILL BE BY A R.F. VING READER SYSTEM. PROVIDE VING READER, POWER TRANSFER HINGERS FOR EACH GATE, AND MAG LATCH STRIKE. READER TO BE WIRED TO A SEPARATE GATE POST. SEE PLAN FOR LOCATIONS.
 - CONTRACTOR TO PROVIDE SHOP DRAWING FOR ALL POOL GATES AND FENCING FOR APPROVAL PRIOR TO FABRICATION OR CONSTRUCTION.
 - SEE ELECTRICAL PLANS FOR GROUNDING OF ALL FENCE AND GATE SECTIONS.
 - CONTRACTOR TO SUPPLY SHOP DRAWINGS FOR APPROVAL BY LANDSCAPE ARCHITECT AND OWNER PRIOR TO FABRICATION.




1 G-101 DECORATIVE POOL GATE 4' WIDE ELEVATION
L-105 1" = 1'-0"

- NOTE:
- FENCE HEIGHT TO BE 4 FEET, COLOR TO MATCH ARCHITECTURE PLANS.
 - FENCE TO BE INSTALLED PER MANUFACTURER'S DETAILS AND SPECIFICATIONS.
 - REFER TO POOL ENLARGEMENT PLAN 1/L-304 FOR FENCE LOCATION.
 - CONTRACTOR TO INSTALL REINFORCED CONCRETE FOOTING FOR EACH FENCE POST. FOOTING WIDTH SIZE TO BE 4 TIMES THE WIDTH OF THE POST. MINIMUM FOOTING DEPTH TO BE 4 FEET.
 - CONTRACTOR TO SUBMIT SHOP DRAWINGS OF DECORATIVE FENCE TO LANDSCAPE ARCHITECT PRIOR TO CONSTRUCTION AND ORDERING MATERIAL FOR APPROVAL.



2 R-101 POOL RAIL
L-105 1" = 1'-0"

PERFORATED METAL MESH REFERENCE IMAGE



KEY MAP

SCALE

NOT FOR CONSTRUCTION

PROJECT

PAC TPG APARTMENTS

ORLANDO, FL

LANDDESIGN PROJ# 8122056

REVISION/ISSUANCE

NO.	DESCRIPTION	DATE
1	SPMP SUBMITTAL	07/22/2022

DESIGNED BY: AMG
DRAWN BY: AL
CHECKED BY: TMS

SCALE NORTH

SHEET TITLE

FENCE DETAILS

SHEET NUMBER

L-105